



Light efficiency:

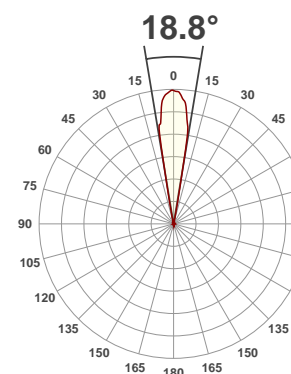
18 Lumen/Watt

Light quality:

CRI: 0.0

Color temperature:

0 K



Product name:

Focus Spot Two

Test:

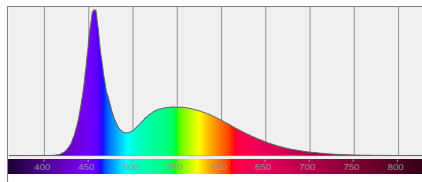
Zoom Out White

Date:

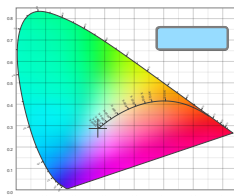
5/18/2017

Output: 1603 lm Power consumption: 87.6 W Peak: 19441 cd

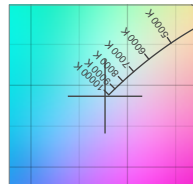
Spectral distribution




Color coordinates



Zoom color point

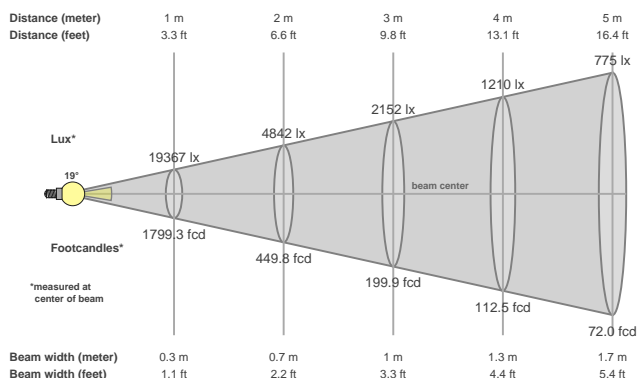


CRI R values



Color temperature	Color rendering index	Red component	Color fidelity	Color gamut	Color quality scale	Color coordinate cie 1931	Color coordinate cie 1931	Color coordinate	Color coordinate	Color divition from black body
CCT	CRI	CRI R9	TM30 Rf	TM30 Rg	CQS	x	y	u	v	Δuv
0 K	0.0	0.0	0.0	0.0	0.0	0.277	0.287	0.188	0.292	n/a

Beam details



Beam angels

Beam angle 50%	Field angle 10%	Cutoff angle 2,5%
18.8°	22.3°	23.7°

Beam intensities

Peak intensity	Int. ratio in 120° cone	Int. ratio in 90° cone
19441 cd	1.0%	1.0%

Power

Power	Power factor	Power frequency
87.6 W	0.97	60 Hz

Nominal voltage	Voltage	Current
230 V	115 V	0.787 A

Beam intensities from 1-20m

1m	2m	3m	4m	5m	6m	7m	8m	9m	10m	11m	12m	13m	14m	15m	16m	17m	18m	19m	20m
3.3ft	6.6ft	9.8ft	13.1ft	16.4ft	19.7ft	23ft	26.2ft	29.5ft	32.8ft	36.1ft	39.4ft	42.7ft	45.9ft	49.2ft	52.5ft	55.8ft	59.1ft	62.3ft	65.6ft
19367lx	4842lx	2152lx	1210lx	775lx	538lx	395lx	303lx	239lx	194lx	160lx	134lx	115lx	99lx	86lx	76lx	67lx	60lx	54lx	48lx
1799.3fcd	449.8fcd	199.9fcd	112.5fcd	72fcd	50fcd	36.7fcd	28.1fcd	22.2fcd	18fcd	14.9fcd	12.5fcd	10.6fcd	9.2fcd	8fcd	7fcd	6.2fcd	5.6fcd	5fcd	4.5fcd